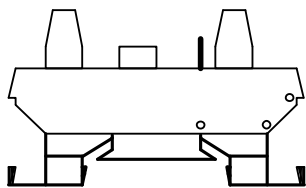


MODPCM Pump Changeover Module

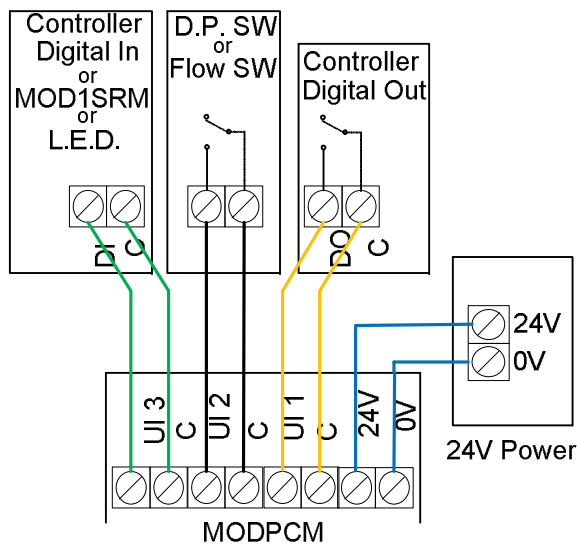
Mount the Changeover Module

- 1, Ensure that the power to the panel and controller is isolated.
- 2, Present the module to the DIN rail and firmly press the module until the mounting clips "click" over the DIN rail. It may be necessary to open the mounting clip with a flat screwdriver.

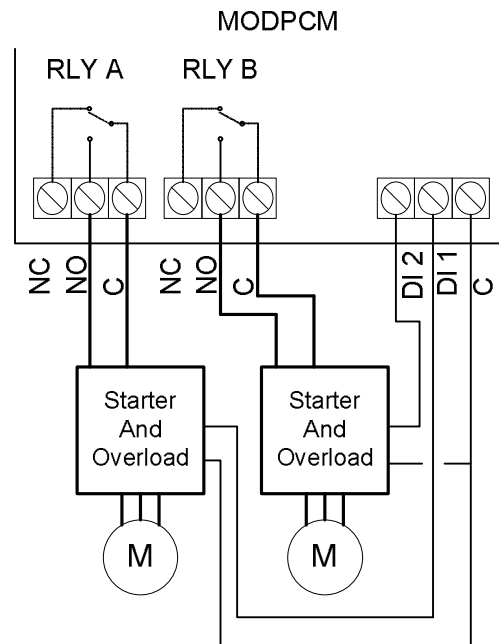


Connect the Module to the Plant

- 3, Connect the MODPCM control side as shown



- 4, Connect the MODPCM motor side as shown



Testing and Commissioning

- 5, Check the wiring, restore the power to the panel and commission the controller.

See also the MODPCM Data Sheet for Specifications.